

Sustainability report 2022

CB Save Earth Fund | CB European Quality Fund



Table of Contents

About us	3
The Team.....	4
Sustainability at CB Fonder.....	5
Sustainability in Investment Process	6
Strong Sustainability Practices	7
Resources and commitments for sustainability.....	7
Sustainability in the ownership work.....	8
External Sustainability Ratings	8
EU Taxonomy.....	9
Sustainable Finance Disclosure Regulation.....	9
Carbon Footprint and Global Warming	10
CB Save Earth Fund	11
Commitment to the SDGs	11
Ecolabel Nordic Swan.....	12
Case study: Kingspan	13
Top 10 Holdings.....	14
Appendix	19
Principle Adverse Impacts.....	19
CB Save Earth Fund: SDG Contributions.....	20
CB European Quality Fund: SDG Contributions.....	22

About us



CB Fonder is a family- and partner-owned fund management company that manages the global environmental fund CB Save Earth Fund and the European fund CB European Quality Fund. The company was founded in 1994 and we have worked according to an ethical framework for over 20 years and with environmental investments for more than 10 years. This has made us pioneers in environmental and ESG investments. We invest in qualitative growth companies that have sustainable business models and stable profit growth. In total, we manage approximately SEK 3 billion. All investments include an ethical and sustainable framework (UN PRI and SWESIF), and the management is active. CB Fonder is supervised by the Financial Supervisory Authority and both funds have received the next highest ESG rating from MSCI (AA) and 4-5 out of 5 in ESG fund ratings from Morningstar.

Our management team Carl Bernadotte, Alexander Jansson and Marcus Grimfors have more than 10 years of experience managing the funds together. Their key principles are *active*, *ethical* and *long-term*.

Active

CB Fonder's management strategy is based on a truly active decision-making (independent of benchmark index; as in high tracking error and active share), with the objective of generating a competitive risk-adjusted return. Both CB Save Earth Fund and CB European Quality Fund have a high Active Share and lower beta than their respective benchmark indexes.

Ethical

CB Fonder has implemented ethics and sustainability both internally in the organization and externally in the investments made by the funds. Ethics and sustainability in the external investments are not based on a philanthropic approach but aims to generate absolute and competitive returns to investors. CB Fonder invest in companies with stable growth in profits and a long-term sustainable business model.

Long-Term

We are long-term investors, but companies cannot deliver above average growth rates in perpetuity. However, good quality companies have proved that they can deliver high growth rates for a longer period than the market thinks. By identifying quality companies and market leaders in markets with a structural growth we can find the companies with the best prerequisites to continue to deliver above average growth rates in the long run.

The Team

Carl Bernadotte Portfolio Manager, Majority Owner

Born: 1955
Financial experience: >30 years, portfolio management and European stock trading
 1995 – current Portfolio Manager, CB Fonder
 1994 Founder, CB Asset Management AB
 1992 – 1993 Portfolio manager European stocks, ABB Investment Management
 1988 – 1992 Head broker, European stocks, ABB Aros Securities
 1986 – 1988 Head broker, European stocks, Svenska Handelsbanken
Education: Master of Science in Business and Economics, Stockholm University, 1979
Holdings in the funds: Owns shares in CB European Quality Fund and CB Save Earth Fund



Alexander Jansson CEO, Portfolio Manager, Partner

Born: 1983
Financial experience: >10 years
 2009 - current Portfolio Manager, CB Fonder
 2008 – 2009 Analyst, Acacia Partners (Alder)
Education: Master of Science in Business Administration and Bachelor of Science in Economics, Uppsala University, 2008
Holdings in the funds: Owns shares in CB European Quality Fund and CB Save Earth Fund




Marcus Grimfors Portfolio Manager, Partner

Born: 1981
Financial experience: >10 years
 2008 – current Portfolio Manager, CB Fonder
Education: Bachelor of Science in Business and Economics, Stockholm University, 2007
 Master of Science in Engineering Physics, Royal Institute of Technology, Stockholm, 2005
Holdings in the funds: Owns shares in CB European Quality Fund and CB Save Earth Fund



Sustainability at CB Fonder



Active, Ethical and Long Term.

Investments made by the funds are subject to an ethical and sustainable framework. For CB Fonder it is important that we deliver a competitive return within the bounds of social responsibility and sustainability. We find matters of ESG very important for a company's possibility of creating and maintaining a stable long-term return.

CB Save Earth Fund holds investments mainly in equities represented in either of the following indices: **Cleantech Index**, **WilderHill New Energy Global Innovation Index** and **S&P Global Water Index**. The fund is required to have at least 50% of invested AUM in holdings represented in these indices.

By the year-end 2022, the number was **54%**, and **27** out of **42** holdings in the fund were represented in at least one of the indices.

- 25% of direct stock holdings were included in The S&P Global Water Index
- 30% of direct stock holdings were included in The Cleantech Index
- 10% of direct stock holdings were included in The WilderHill New Energy Global Innovation Index.

For both CB Save Earth Fund and CB European Quality Fund, each portfolio company's commitment to the **Global Goals**, set by **U.N. Global Compact**, is monitored, and published on a quarterly basis.

Sustainability in Investment Process

CB Fonder does not invest in companies which violate international convention in accordance with the UN's Global Compact and the guidelines regarding environment, human rights, labor law and inhumane weapons outlined by the OECD. For example, CB Fonder refrains from holding investments in companies active within nuclear weapons, land mines or cluster weapons. Should a company violate any of the guidelines above and no preventive action is taken on the company's part, CB Fonder chooses to exclude the company. [See our exclusion list.](#)

Both [CB Save Earth Fund](#) and [CB European Quality Fund](#) are connected to SWESIF Hållbarhetsprofilen and exclude all controversial products and services mentioned by SWESIF such as weapons, alcohol, uranium and pornography.

Environment and Sustainability take high priority in the investment process for CB Fonder. With help from MSCI ESG Research, both CB European Quality Fund and CB Save Earth fund is screened continuously to detect violations against matters of ESG. The screenings are key in ensuring that the internal investment process at CB Fonder is based on the guidelines and restrictions set in place by the sustainability policy. In situations when a screening comes back positive for a violation, CB Fonder evaluates the violation and decides what action to take. If it is determined that the company for which the violation is raised is not responsible for any of the actions leading to the violation, CB Fonder can hold off on selling the holding in anticipation of preventive actions from the affected company. On the other hand, if CB Fonder agrees with the results of the screening, and the company for which the violation has been raised is not in the process of remedying it, CB Fonder excludes the company and sells all holdings of the company in its funds.

Exclusion	Production	Distribution
Tobacco	>5%	>5%
Alcohol	>5%	>5%
Cannabis	>5%	>5%
Gambling	>5%	>5%
Pornography	>5%	>5%
Weapons	>5%	>5%
GMO seeds for agriculture	>5%	>5%
Fossil Fuels	>5%	>5%

Furthermore, the funds managed by CB Fonder do not invest in companies operating in any capacity in the production or sale of the following controversial weapons:

- ❖ Nuclear weapons
- ❖ Chemical weapons
- ❖ Biological weapons
- ❖ Cluster munition
- ❖ Landmines
- ❖ Depleted uranium
- ❖ White phosphorus

Strong Sustainability Practices

As a signatory of the UN PRI, the six Principles of Responsible Investments are the foundation for investment decisions made by CB Fonder. We believe that environmental, social and governance (ESG) issues can affect the performance of our investments. We also recognize that applying the principles makes us better aligned with broader objectives of society, something we value greatly. We commit to the following:

1. We will incorporate ESG issues into investment analysis and decision-making processes.
2. We will be active owners and incorporate ESG issues into our ownership policies and practices.
3. We will seek appropriate disclosure on ESG issues by the entities in which we invest.
4. We will promote acceptance and implementation of the principles within the investment industry.
5. We will work together with others to enhance our effectiveness in implementing the principles.
6. We will report on our activities and progress towards implementing the principles.

CB Fonder aims to invest in companies which promote human rights and should therefore show diligence in the management of funds with investments that pose a risk of contributing to:

- Harmful forms of child labour and forced labour or unreasonable working environment (defined in the UN Rights of the Child Convention and ILO Conventions nr 29, 87, 98, 105, 138 and 182)
- Deliberate discrimination of employees due to gender, race or religion (defined in the UN Declaration of Human Rights and ILO Conventions nr 100 and 111)
- Deliberate crimes against central international agreements in the environmental area (defined in the UN Climate Convention and the Kyoto protocol)
- Corruption, extortion and / or bribery (defined in the UN Convention against Corruption)

CB Fonder aims to invest in companies supporting the conservation of biodiversity and to refrain from investing in companies active within deforestation.

Resources and commitments for sustainability

- ❖ CB Fonder is a signatory of the **UN PRI**, Principles for Responsible Investments, and a member of **SWESIF**, Swedish Sustainable Investments Forum.
- ❖ SFDR Classification for CB Save Earth Fund is **Article 9** (Dark green) and for CB European Quality Fund **Article 8** (Light Green).
- ❖ CB Save Earth Fund was one of the first funds in the World to receive the first generation of **Nordic Swan Ecolabel** in 2017 and one of the three first funds to receive the second generation in 2022.
- ❖ Both CB European Quality Fund and CB Save Earth Fund is screened by independent companies within ESG-screening, which provide reports of incidents and ESG violations in holdings of the fund.
- ❖ Both [CB Save Earth Fund](#) and [CB European Quality Fund](#) are connected to SWESIF Hållbarhetsprofilen, an initiative started by SWESIF to provide investors with an overview of funds and their ongoing work with ESG matters.
- ❖ We measure carbon intensity for both of our funds which is published in our monthly reports.
- ❖ On a quarterly basis, we monitor and publish each portfolio company's commitment to the Global Goals, set by the U.N. Global Compact.

Sustainability in the ownership work

CB Fonder is a long-term and active investor. This allows us to maintain concentrated fund portfolios of fewer holdings where we have deep knowledge about each holding when it comes to matters of ESG and other key areas.

The company acts in the interests of customers to promote good long-term development in its holdings. This can be done through meetings or other communication with management and/or by voting at the annual meeting of shareholders. Voting can also be done through a representative. Methods should be chosen based on the expected opportunity to influence relative to the resources required for the action.

If a company management act in a direction that we deem to be unfavorable to the shareholder, we normally sell the holding. Our assessment from an investor perspective is that it is more favorable from a return perspective to sell in the face of dissatisfaction than trying to influence the management.

CB Fonder relies on screenings by independent companies within ESG-screening, along with internal analysis of ESG practices when it comes to making sure that the companies, we invest in are moving in a positive direction with regards to sustainability. We regularly hold discussions with clients and other parties on various topics, including sustainability, and take their thoughts and opinions into considerations when evolving our ownership work.

The six Principles of Responsible investments by the UN and the policy on sustainable and responsible investments by SWESIF are crucial for CB Fonder in the process of choosing investments for our funds. In addition, CB Fonder consider principal adverse impacts of investment decisions on sustainability factors by regarding all mandatory PAIs as well as the majority of the additional ones, as defined in the Sustainable Finance Disclosure Regulation. (See appendix)

External Sustainability Ratings

CB European Quality Fund

Morningstar have awarded CB European Quality Fund with its **Low CO2-risk** certification. The fund has a **very high sustainability** rank (4 of 5 globes), and no exposure to fossil fuels.

MSCI ESG Research rates CB European Quality Fund AA. The fund is in the 77th percentile of the global ranking. 71 percent of the fund's holdings are rated ESG leaders, and none are rated ESG laggards.

SFDR Classification for CB European Quality Fund is **Article 8** (Light Green).

CB Save Earth Fund

Morningstar have awarded CB Save Earth fund with its **Low CO2-risk** certification. The fund has **the highest sustainability** rank (5 of 5 globes), and no exposure to fossil fuels.

MSCI ESG Research rates CB Save Earth Fund AA. The fund is in the 78th percentile of the global ranking. 54 percent of the fund's holdings are rated ESG leaders, and none are rated ESG laggards.

SFDR Classification for CB Save Earth Fund is **Article 9** (Dark green).

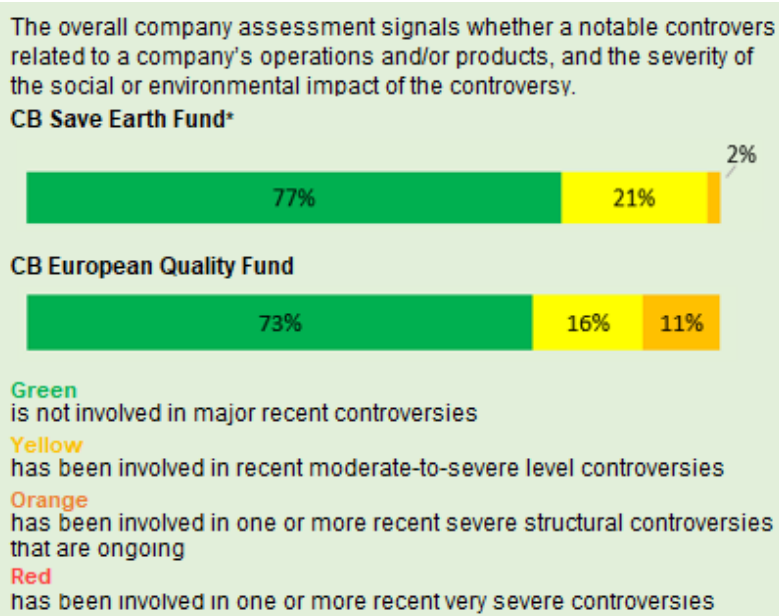
EU Taxonomy

CB Fonder considers all its holdings commitment to the EU Taxonomy through calculations at fund level. As CB Save Earth Fund's strategy is based on sustainable investments, the fund naturally has high alignment with the EU Taxonomy at 21% while CB European Quality Fund, which focuses on European quality companies has an alignment of 3%. According to a [study by Clarity AI](#), the average EU Taxonomy alignment for article 9 funds is 8% and 4% for article 8 funds. With background to this, the EU Taxonomy is still a young classification system that is not fully established among the companies on the market, resulting in few companies reporting their Taxonomy alignment. CB Fonder primarily uses direct data reported by the companies themselves, secondarily from MSCI. With the EU Taxonomy's emerging future, CB Fonder will increase its use of direct data from the companies themselves and continue to invest in sustainable companies.

Sustainable Finance Disclosure Regulation

The EU Sustainable Finance Disclosure Regulation (SFDR) is a new set of EU rules introduced to improve transparency in the market for sustainable investment products, to prevent greenwashing and to increase transparency around sustainability claims made by financial market participants. The aim of the regulation is to increase the information available for investors about both the potential positive and negative impact of their investments and the related ESG risk.

The SFDR sets out strict criteria for the classification of funds whereas CB Save Earth Fund is classified as an article 9 fund and CB European Quality Fund as an article 8. The difference between the two is that the former has sustainable investments as its objective while the latter promotes environmental and social objectives. With background to this, CB Fonder aims to invest in transparent and sustainable companies. The table to the right contains data from MSCI, disclosing to which extent each fund's holdings are subject to SFDR controversies, as of year-end 2022.



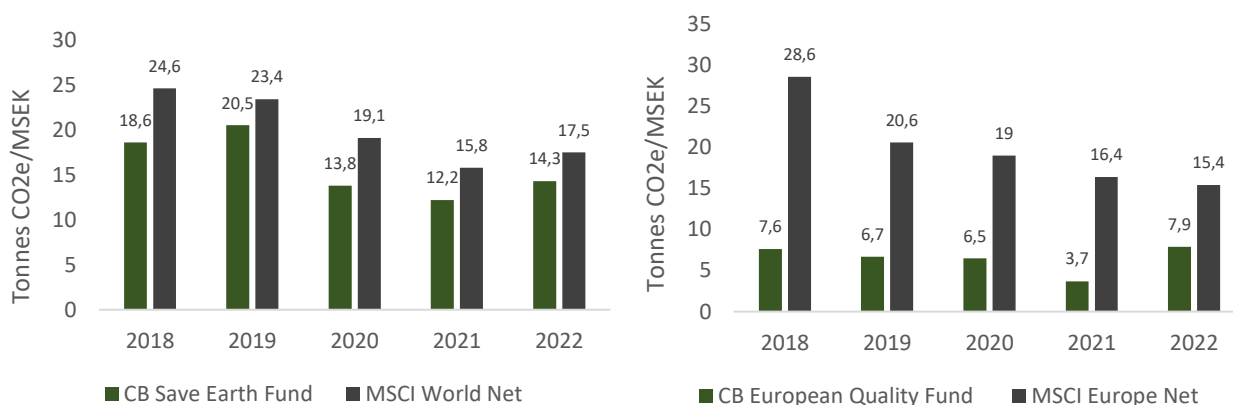
Carbon Footprint and Global Warming

As of December 2022, using data for 2021, the carbon footprint for CB European Quality Fund, CB Save Earth Fund and their respective benchmarks, measured in tonnes CO_2e , was:

- European Quality Fund: **1 777**
- MSCI Europe Net: **9 313**
- Thus, CB European Quality Fund has a reduced carbon footprint of **7 536** tonnes CO_2e compared with its benchmark.

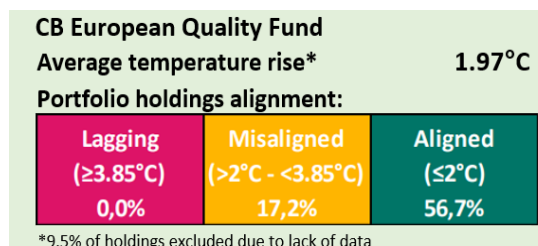
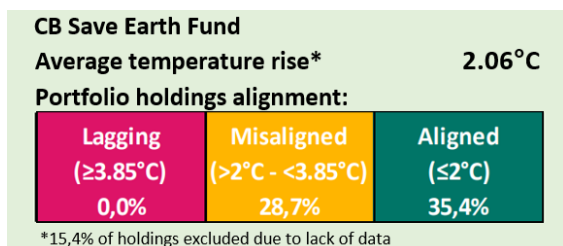
- Save Earth Fund: **6 336**
- MSCI World Net: **13 377**
- Thus, CB Save Earth Fund has a reduced carbon footprint of **7 042** tonnes CO_2e compared with its benchmark.

The calculation is made by taking the carbon efficiency for the fund and the index (tonnes CO_2e /1m SEK invested) and multiplying with the market value of the fund (less the cash account). This calculation yields the same result as taking the percentage owned of each company and multiplying by the company's total emission.



Carbon intensity, from 2018-12-31 to 2022-12-31.

Additionally, the Funds impact on global warming is analyzed by aggregating all holdings and their individual impact. This is done by calculating the weighted average of MSCI's implicit temperature rise. Holdings with a value less than $2^\circ C$ are considered in line with the Paris Agreement. As seen in the figures below, CB Save Earth Fund is slightly misaligned while CB European Quality Fund is aligned.



CB Save Earth Fund

The two funds managed by CB Fonder have strong focus on sustainability and ESG-matters are integrated in all parts of the investment process for both funds. CB Save Earth fund is our global, article 9, environmental fund focusing on investments in three key areas, namely: cleantech, renewable energy and water. CB Save Earth Fund has the highest MSCI ESG-score, highest Morningstar sustainability score and has been awarded the Eco Label Nordic Swan twice. In addition, it focusses on three of the SDGs. With background to this, the last part of this sustainability report will focus on CB Save Earth Fund.

Commitment to the SDGs

CB Save Earth Fund

CB Fonder undertakes to contribute to the Sustainable Development Goals (SDGs), a universal call to action launched by the United Nations. We believe that the concrete set of goals and their underlying targets makes the SDGs a useful blueprint for sustainable investing. By considering how companies impact the SDGs, we can allocate capital towards the companies that contribute to the process the most and avoid the ones that don't. In background this, CB Save Earth Fund focus on 3 of the SDGs through 3 sustainability megatrends: Water treatment, Cleantech and renewable energy.



Goal 6 – Clean Water and Sanitation

CB Save Earth Fund is committed to the sixth goal of the SDGs, ensuring availability and sustainable management of water and sanitation for everyone. CB Fonder sees great possibilities in the water treatment industry, investing in companies active within, but not exclusively, filtration, distribution, wastewater and infrastructure.



Goal 7 – Affordable and Clean Energy

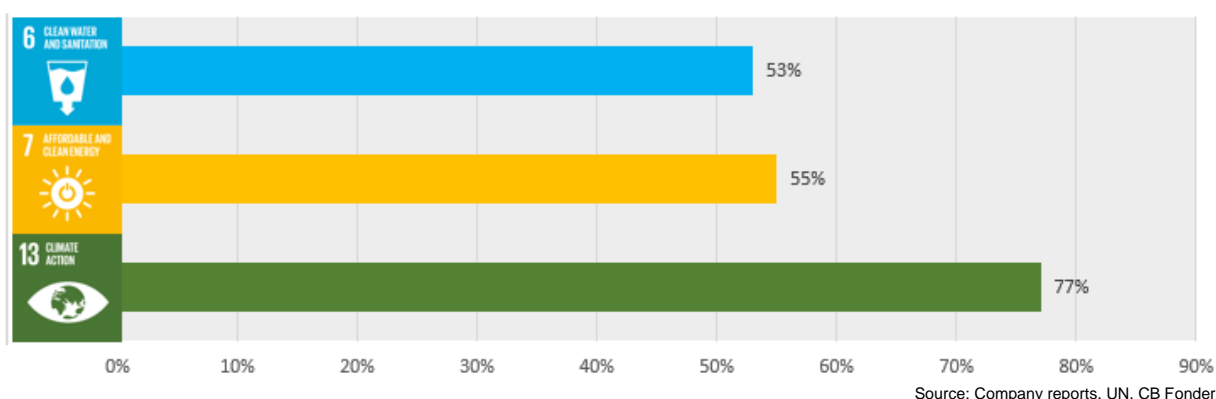
CB Save Earth Fund is committed to the seventh goal of the SDGs, ensuring access to affordable, reliable, sustainable and modern energy for everyone. CB Fonder believes renewable energy represents the most established and cost-effective decarbonization option for the power sector, investing in companies active within, but not exclusively, wind, solar, hydro, geothermal and bio.



Goal 13 – Climate Action

CB Save Earth Fund is committed to the 13th goal of the SDGs, taking urgent action to combat climate change and its impacts. Since CB Fonder exclusively invests in companies that are leaders withing environmental actions, goal 13 can naturally be seen as one of the most important goals.

Distribution of portfolio weights



Please refer to the appendix for CB Save Earth Fund's and CB European Quality Fund's portfolio contributions towards all 17 UN Social Sustainability Goals, as well as the companies that are involved in each goal.

Ecolabel Nordic Swan

CB Save Earth Fund



In 2017, CB Save Earth Fund was awarded, as one of the few funds in the world, with the Nordic Swan Ecolabel. In 2022, history repeated as CB Save Earth Fund together with two other funds was the first to live up to the second-generation criteria of the Nordic Swan ecolabel.

For a fund to become a Nordic Swan Ecolabel fund, it must comply with requirements within four areas: the exclusion of the most unsustainable industries and companies, the inclusion of more sustainable companies, the exercise of active ownership and acting in a transparent manner.

A Nordic Swan Ecolabel fund:

- May not invest in companies exploring for, drilling, extracting, refining, or generating electrical power from fossil fuels or uranium.
- May not invest in businesses which do not fulfil ILO's fundamental principles, violate human rights, cause severe environmental damage and/or are guilty of gross corruption.
- May not invest in companies involved in the making or selling of controversial or conventional weapons.
- May not invest in companies producing or selling tobacco products.
- May not invest in government bonds from countries that are subject to EU or UN financial sanctions, have not ratified the Paris Agreement or has a score worse than 40 on the Transparency International's Corruption Perceptions Index.

The inclusion requirements increase demand for companies that have structured sustainability practices. A Nordic Swan Ecolabel fund:

- Has assessed environmental, social, governance (ESG) and EU Taxonomy performance on all holdings.
- Can only invest in companies in sectors with high GHG emissions if the company meets strict reduction requirements.
- Has given a significant weight in the ESG and EU Taxonomy analysis to biodiversity and engages with companies that have poor performance in sectors where biodiversity is a material issue.
- Invests at least 70% of its assets in holdings with strong sustainability practices.
- Promotes companies that are aligned with the EU Taxonomy, have validated Science Based Targets on GHG emissions or have a clear environmental objective that delivers solutions to environmental challenges

The active ownership requirements support the fund manager's opportunity to influence holdings in a more sustainable direction. Therefore, a Nordic Swan Ecolabel fund:

- Must engage with companies if there are doubts regarding compliance with global norms and disclose how the fund assesses the situation if the holding is kept.
- Stimulates proactive engagement and dialogue with its holdings on sustainability issues.
- Promotes voting at annual general meetings.

The transparency requirements seek to influence the fund manager and the fund holdings to operate in a more sustainable manner. A Nordic Swan Ecolabel fund will disclose all of its holdings on a quarterly basis and in an annual sustainability report include information about the fund's top 10 holdings and their sustainability work.

Case study: Kingspan

CB Save Earth Fund

The cleantech company Kingspan is active in several operations ranging from insulation, ventilation and wastewater management. Their focus is on providing a better environment indoors while using materials that decreases the energy usage. The company is situated in Kingscourt, Ireland and operate mainly in Europe and America. Kingspan uses the United Nation's Sustainable Development Goals as guidelines for their ESG targets and uses Sustainable Accounting Standard Board and the Task Force on Climate-Related Financial Disclosures for extra guidelines and measuring ESG.

In 2011 Kingspan set the ambitious goal of being Net Zero energy by 2020, that is, they produce as least as much energy as they consume. They failed in this goal, but they managed to become 75 % on track for the Net Zero energy goal. At the same time, they reduced their energy intensity by 27 % and reduced their carbon intensity six-fold. Their goals for 2030 are equally ambitious as their goals for 2020. By 2030 they aim to be Net Zero carbon manufacturing, at least 60 % of their energy should be renewable energy, zero company waste to landfills and harvest 100 million liters of rainwater.

Kingspan (along with two other suppliers of cladding) have faced an inquiry by the UK government to investigate whether its products contributed to the Grenfell Tower fire. The Grenfell Tower in London burned down in 2017 leaving 72 people dead and 70 people injured. Kingspan's Kooltherm K15 was used in approximately 5 % of the cladding system in the building. This material is alleged to have contributed to the spread of the fire.

The product was fire tested in 2005, but the formula was changed in 2006. Kingspan has acknowledged their shortcomings in that they did not conduct a new fire test after this change. Instead, they carried out tests during 2019 and in 2020 the product was granted a new certification. During a hearing in September 2021, the counsel representing Kingspan stated although the company previously acknowledged certain shortcomings in relation the testing of K15, no one was misled in any way.

The process between Kingspan and Grenfell has been going on since 2017. During this process, Kingspan has taken actions to enhance products, compliance and transparency to ensure this won't happen again. Kingspan has been a direct holding in CB Save Earth Fund before and during this process. We follow the events closely, but for us, we need more concrete facts to exclude and divest the holding. From our point of view, Kingspan is a company working for a better environment whilst actively addressing their faults.

Top 10 Holdings








CB Save Earth Fund

Below are the 10 largest holdings in CB Save Earth Fund as of year-end 2022. ESG scores and data for controversies, implied temperature rise and EU Taxonomy alignment are from the company itself or MSCI ESG-Manager. R&D, SDG and Outcomes data has been collected from the companies themselves, mainly from their respective 2021 sustainability reports. The carbon intensity data is from Bloomberg.

Thermo Fisher

4.6% of AuM








Thermo Fisher is a world leading biotechnology company that provides technologies that enable scientists to study climate change, and that help manufacturers monitor emissions to keep air and water clean. The company have an extensive portfolio of environmental technologies including systems for analyzing water and air, fog testing systems, environmental sample containers etc. In water management they do everything from providing drinking water to treatment of wastewater.

Input	Outcomes	MSCI ESG rating	ESG-risks	SDGs
R&D 3.6% of Revenue Carbon Intensity 2.0 tonnes CO ₂ /MSEK Implied Temperature Rise 2.1°C EU Taxonomy alignment 1.7% of Revenue	In 2021, Thermo Fisher increased its use of renewable energy by 69% compared to the prior year. In addition, as a result of process improvements and optimizations at several manufacturing facilities, Thermo Fisher managed to decrease its water usage by 13 percent since the previous year.	 CCC B BB BBB A AA AAA	Thermo Fisher conducts animal testing for the development of products and tools for scientific research. It is not involved in any major ESG controversies.	Thermo Fisher is committed to 6 of the UN Global Goals:      

Xylem

4.1% of AuM



Xylem is a global water technology provider, enabling customers to transport, treat, test and use water in public utility, residential, commercial, agricultural and industrial settings. Additionally, Xylem creates innovative technology solutions to meet the worlds wastewater and energy needs. The revenue is generated primarily from solutions in energy efficiency and water infrastructure. The company is engaged in multiple innovative partnerships, including their Xylem Innovation Laboratory that will work with early-stage technology companies in the near future.

Input	Outcomes	MSCI ESG rating	ESG-risks	SDGs
R&D 3.9% of Revenue Carbon Footprint 2.0 tonnes CO ₂ /MSEK Implied Temperature Rise 2.0°C EU Taxonomy Alignment 48% of Revenue	In 2021, Xylem prevented over 1.9 billion cubic meters of polluted water from entering waterways. In addition, Xylem reduced scope 1 and 2 GHG emission intensity by 12% versus the prior year and its water usage by 22% versus 2019.	 CCC B BB BBB A AAA	Xylem produces a range of pumps and mixers for the mining and mineral processing industries as well as provides the oil and gas and power generation industries with a wide array of pumps, mixers, valves and actuation equipment. Xylem is not involved in any major ESG controversies other than the controversy described above.	Xylem is committed to 6 of the UN Global Goals:      

Nibe

4.1% of AuM



Nibe Industrier aims to contribute to the transition towards renewable energy technologies and an improved energy efficiency. The company has operations within three different business segments. Nibe Climate Solutions manufactures and sells indoor climate comfort products for residential and commercial properties. Nibe Element is involved in the manufacturing and sale of components and solutions for heating. Nibe Stoves manufactures energy efficient stoves for both residential and commercial properties. Nibe has a clear sustainability policy and is continuously working towards providing more energy efficient solutions.

Input	Outcomes	MSCI ESG rating	ESG-risks	SDGs
R&D 3.3% of Revenue Carbon Footprint 1.1 tonnes CO ₂ /MSEK Implied Temperature Rise 2.7°C EU Taxonomy Alignment 39% of Revenue	As of year-end 2021, 57% of Nibe's revenue was generated from LCE classified products, which is a quantitative climate model developed by FTSE. Furthermore, Nibe decreased its energy usage by 6.6%.	 CCC B BB BBB A AA AAA	Nibe is not involved in any major ESG controversies and has no prohibited business involvement.	Nibe is committed to 6 of the UN Global Goals: 

Danaher

4.0% of AuM




The aim of Danaher's water quality and product identification division is to provide new ways of purifying water as well as making packaging and supply chains more efficient. Danaher deliver precision instrumentation, advanced purification technology, software and treatment solutions to help analyze, disinfect and manage the world's water across environmental, municipal, commercial and industrial applications. Over the years, Danaher has acquired multiple companies in order to increase their innovation capacity, this includes Trojan Technologies that through its water treatment technologies treat over 170 billion gallons of drinking and wastewater every day.

Input	Outcomes	MSCI ESG rating	ESG-risks	SDGs
R&D 5.2% of Revenue Carbon Footprint 1.5 tonnes CO ₂ /MSEK Implied Temperature Rise 2.0°C EU Taxonomy Alignment 1.5% of Revenue	In 2021, approximately 67% of the company's revenue was generated from environmental and life sciences operations.	 CCC B BB BBB A AA AAA	As a part of the testing of their medical device testing, Danaher, and its subsidiaries, has performed tests on animals. They also manufacture technologies that facilitate research on human embryonic cells and adult stem cells. Danaher is not involved in any major ESG controversies other than the controversies described above.	Danaher is committed to 8 of the UN Global Goals: 

Schneider Electric

3.5% of AuM




Schneider Electric is an energy management company with the aim to optimize the entire energy cycle using energy control products, systems, services and software that supply clean, safe and reliable energy, non the less to the 800 000 people in the world that don't have access to energy. With background to this, Schneider electric provides energy and automation digital solutions for efficiency and sustainability to homes, buildings, data centers, infrastructures and industries.

Input	Outcomes	MSCI ESG rating	ESG-risks	SDGs
R&D 2.5% of Revenue Carbon Footprint 1.9 tonnes CO ₂ /MSEK Implied Temperature Rise 1.4°C EU Taxonomy Alignment 29% of Revenue	In 2021, Schneider Electric managed to help customers save 347 million tonnes of CO ₂ emissions and made sure that over 4 million people have access to green energy. In addition to this, 82% of Schneider Electric's energy use is renewable.	 	Schneider own 60% of its subsidiary AVEVA which develops and provides components used in the production of nuclear power. The revenue generated from activities related to nuclear power is less than 1% of its overall revenue. In 2018, Schneider electric was together with other French electric firms alleged to have created a cartel. In 2021, Schneider Electric continues to collaborate with French authorities. Schneider Electric is not involved in any major ESG controversies other than the controversies described above.	Schneider Electric is committed to all of the UN Global Goals: 

Republic Services

3.3% of AuM



Republic Services is an industry leader in U.S. recycling and non-hazardous solid waste disposal that is committed to the preservation of a cleaner, safer and healthier world. Republic Services delivers innovative solutions to recycling, including their new integrated plastics recycling facility, which is the first of its kind in the nation. The facility enables Republic Services to manage the plastics stream through an integrated process from curbside collection of recyclable material to production and delivery of high-quality recycled content for consumer packaging. In addition to this, Republic Services also offers innovative environmental solutions to hazardous waste disposal, aerosol recycling and metals recovery.

Input	Outcomes	MSCI ESG rating	ESG-risks	SDGs
R&D N/A Carbon Footprint 143 tonnes CO ₂ /MSEK Implied Temperature Rise 2.5°C EU Taxonomy Alignment 12% of Revenue	In 2021, Republic Services was involved in 69 renewable natural gas (RNG) projects. In addition to this Republic Services got 17 own RNG projects in development and an additional 39 in a joint venture with Archaea Energy, making it the country's largest RNG portfolio to date.	 	Republic Services is not involved in any major ESG controversies.	Republic Services is committed to 4 of the UN Global Goals: 

Waste Management

3.0% of AuM



Waste Management is a leading provider of waste disposal and recycling services operating in North America. Their service range is broad and ranges from educating customers on ways to reduce waste to collecting trash, recyclable and organic materials from homes and businesses. These services make Waste Management a strong contributor to the circular economy and in the preventing of GHG emissions. Waste Management is committed to sustainability and provides information according to standards such as GRI, SASB, TCFD and CDP.

Input	Outcomes	MSCI ESG rating	ESG-risks	SDGs
R&D N/A Carbon Footprint 112 tonnes CO ₂ /MSEK Implied Temperature Rise 1.6°C EU Taxonomy Alignment 14% of Revenue	Currently, the services Waste Management provides avoid 3.23x more GHG emissions than they generate in their operations. In addition to this, 53% of WM's fleets uses Renewable natural gas.	 CCC B BB BBB A AA AAA	Waste Management is not involved in any major ESG controversies.	Waste Management is committed to 8 of the UN Global Goals: 

Ilex Corporation

2.7% of AuM


Ilex Corporation is a leading provider of a range of products and solutions for the water industry, including metering pumps, valves, fluidic systems, filtration products, and fire suppression products. These products are utilized in water treatment, distribution, and management applications. Ilex's metering pumps add precise amounts of chemicals or other additives to water during treatment processes, while their valves enable control of water flow in distribution and management systems. The company's filtration products remove contaminants from water, and their fire suppression products are utilized in fire protection systems. Overall, Ilex's products and solutions for the water industry contribute to the safe and efficient management of water resources.

Input	Outcomes	MSCI ESG rating	ESG-risks	SDGs
R&D N/A Carbon Footprint 1.7 tonnes CO ₂ /MSEK Implied Temperature Rise 2.0°C EU Taxonomy Alignment 28% of Revenue	In 2022, Ilex reduced its carbon dioxide intensity per revenue by 9% compared to 2021. Through various programs implemented annually, Ilex ensures that its operations align with the sustainability goals it has set.	 CCC B BB BBB A AA AAA	Ilex is not involved in any major ESG controversies.	Ilex is committed to 11 of the UN Global Goals: 

Tetra Tech

2.7% of AuM



Tetra Tech provides innovative, sustainable solutions in the water sector and through more than 70,000 projects a year they provide clean and safe water to communities in over 100 countries around the world. One of the projects in 2021 included Tetra Tech providing engineering assessment, planning and design services for the Millennium Challenge Corporation's wastewater recycling project in Mongolia to help alleviate critical water supply issues in the capital. The Project is estimated to save 50,000 cubic meters of fresh groundwater per day by using treated wastewater to supply the heavy water demands of combined heat and power plants, directly increasing potable water supply.

Input	Outcomes	MSCI ESG rating	ESG-risks	SDGs
R&D N/A Carbon Footprint N/A Implied Temperature Rise N/A EU Taxonomy Alignment 24% of Revenue	In 2021, Tetra tech estimated to have improved more than 411 million lives through its leading science, which means that they are in line with their 2030 goal of 1 billion lives. In addition, Tetra Tech managed to treat, save or reuse 328 billion liters of water and protect/restore 178 million hectares of land and water in 2021.	Tetra tech has not been assigned an ESG rating yet.	Tetra Tech is not involved in any major ESG controversies.	Tetra Tech is committed to 9 of the UN Global Goals: 

Infineon

2.6% of AuM

Infineon is a world leader in power semiconductors listed in the Dow Jones Sustainability™ World Index and in the Dow Jones Sustainability™ Europe Index, considered to be one of the most sustainable companies in the world. They operate through their five divisions including automotive, industrial power control, power and sensor systems or connected secure systems. This is done on a worldwide basis with offices on all continents. Their biggest market is the automotive market where they're providing power semiconductors for all components in electric cars and other vehicles, providing new technologies for cars and making them cleaner through energy efficiency. Through their work for energy efficiency for electric vehicles, they improve the range and contribute to faster charging for electric vehicles.

Input	Outcomes	MSCI ESG rating	ESG-risks	SDGs
R&D 12.6% of Revenue Carbon Footprint 10.7 tonnes CO ₂ /MSEK Implied Temperature Rise 2.2°C EU Taxonomy Alignment 1.5% of Revenue	In 2021, Infineon transitioned to 100% green electricity in their European sites, and they plan to do the same for their American sites by 2022. Furthermore, Infineon is aligned with their goal to reduce their emissions by 70% by 2025 compared to 2019.	 CCC B BB BBB A AA AAA	Infineon is not involved in any major ESG controversies.	Infineon is committed to 12 of the UN Global Goals: 

Appendix

Principle Adverse Impacts

Optional Indicators

Both CB European Quality Fund and CB Save Earth Fund regards all 14 mandatory PAI indicators and most of the optional ones, disclosed below.

Optional Environmental Indicators	Optional Social Indicators
<p>Emissions</p> <ul style="list-style-type: none"> ✓ Emissions of inorganic pollutants ✓ Emissions of air pollutants ✓ Emissions of ozone-depleting substance ✓ Investments in companies without carbon emission reduction initiatives <p>Energy Performance</p> <ul style="list-style-type: none"> ✓ Breakdown of energy consumption by type of non-renewable sources of energy <p>Water, Waste and Material emissions</p> <ul style="list-style-type: none"> ✗ Water usage and recycling* ✓ Investments in companies without water management policies ✓ Exposure to areas of high-water stress ✓ Investments in companies producing chemicals ✓ Land degradation, desertification, soil sealing ✓ Investments in companies without sustainable land/agriculture practices ✓ Investments in companies without sustainable oceans/seas practices ✓ Non-recycled waste ratio ✓ Natural species and protected areas ✓ Deforestation 	<p>Social and employee matters</p> <ul style="list-style-type: none"> ✓ Investments in companies without workplace accident prevention policies ✓ Rate of accidents ✓ Number of days lost to injuries, accidents, fatalities or illness ✓ Lack of a supplier code of conduct ✓ Lack of grievance/complaints handling mechanism related to employee matters ✓ Insufficient whistleblower protection ✓ Incidents of discrimination ✓ Excessive CEO pay ratio <p>Human Rights</p> <ul style="list-style-type: none"> ✓ Lack of a human rights policy ✓ Lack of due diligence ✓ Lack of processes and measures for preventing trafficking in human beings ✓ Operations and suppliers at significant risk of incidents of child labour ✓ Operations and suppliers at significant risk of incidents of forced or compulsory labour ✓ Number of identified cases of severe human rights issues and incidents <p>Anti-corruption and Anti-bribery</p> <ul style="list-style-type: none"> ✓ Lack of anti-corruption and anti-bribery policies ✓ Cases of insufficient action taken to address breaches of standards of anti-corruption and anti-bribery ✓ Number of convictions and amount of fines for violation of anti-corruption and anti-bribery laws

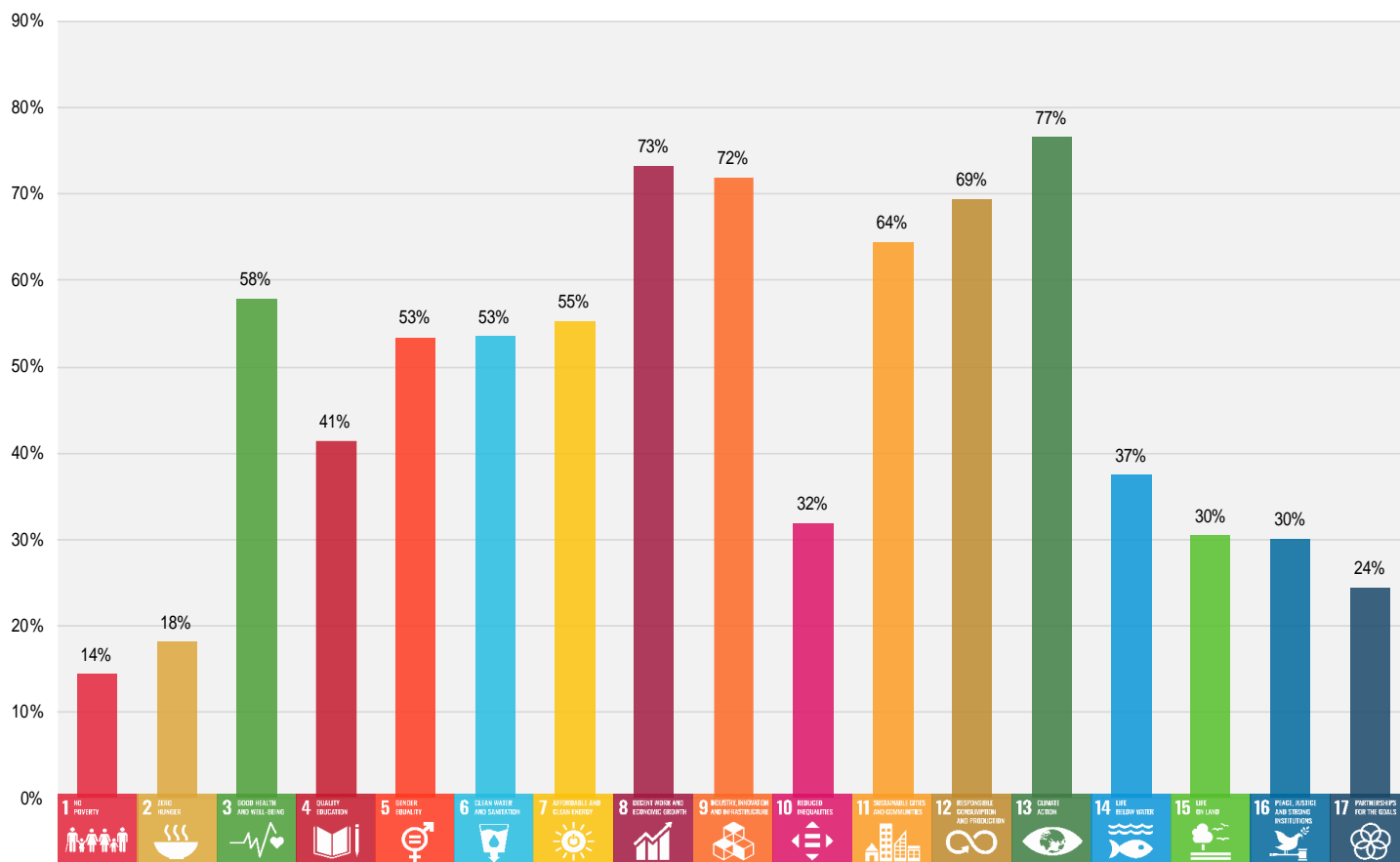
*Lack of data

CB Save Earth Fund

SDG Contributions

Distribution of portfolio weights per UN 17 Social Development Goals

Calculated as the weighted portfolio contribution actively working towards respective goal



Source: Company reports, UN, CB Fonder

Portfolio company contribution to each of the 17 UN Social Development Goals



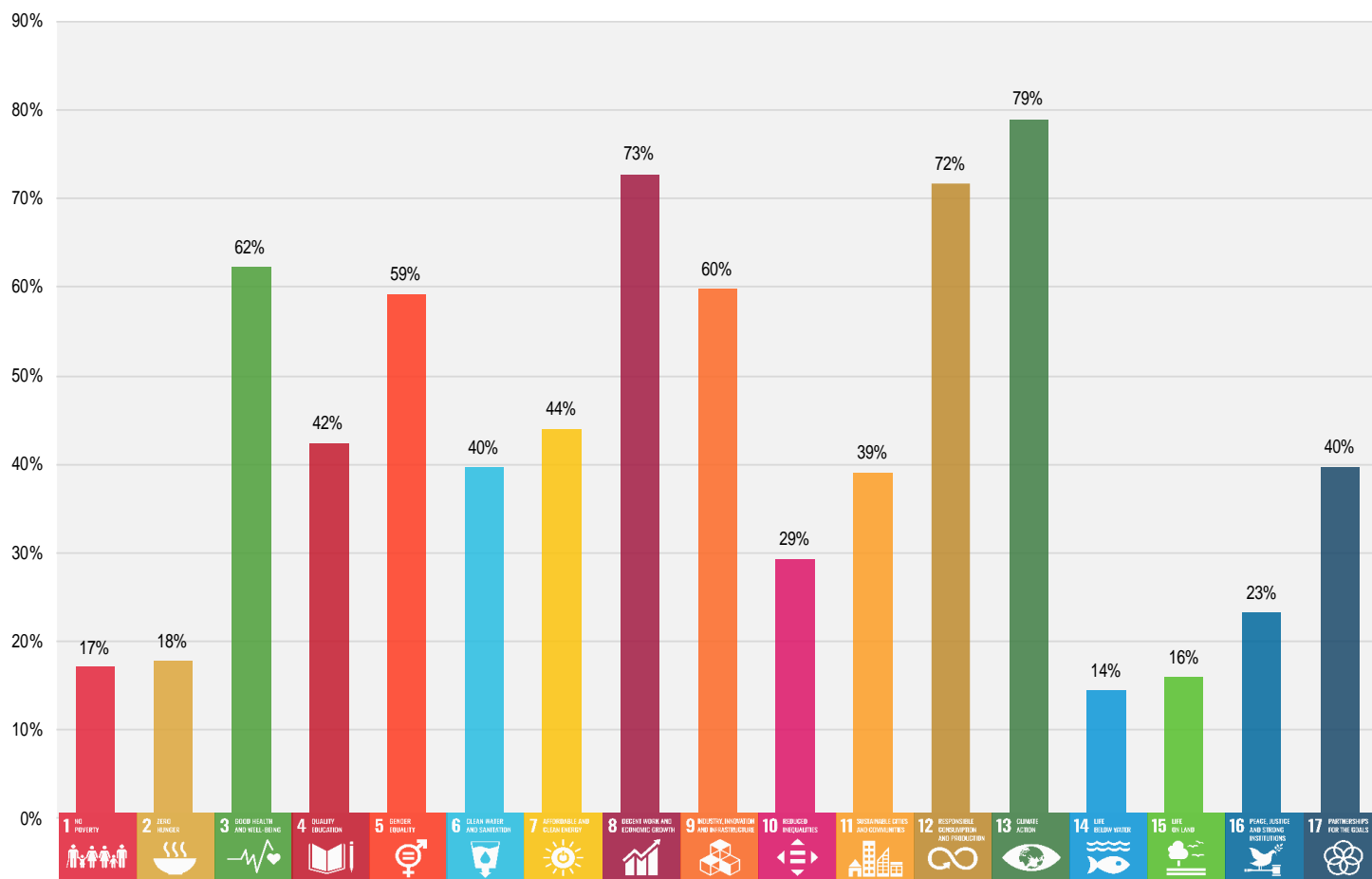
Source: Company reports, UN

CB European Quality Fund

SDG Contributions


Distribution of portfolio weights per UN 17 Social Development Goals

Calculated as the weighted portfolio contribution actively working towards respective goal



Source: Company reports, UN, CB Fonder

Portfolio company contribution to each of the 17 UN Social Development Goals



Source: Company reports, UN

Fond	LEI	ISIN
CB European Quality Fund	549300G6TK5TFMDMOC83	LU0112589485 LU0806934948 LU1179404386
CB Save Earth Fund	529900CM3ES7TC9YOL54	LU0354788688 LU1760112463 LU0354788506 LU1053083884

Disclaimer

Historical returns are no guarantee of future returns. The money invested in the fund can both increase and decrease in value and it is not certain that you get back all the invested capital. The information provided in this report is what we to our knowledge believe are correct based on the information made available to us for the purpose of this document. No representation or warranty of any nature, express or implied, is made about its completeness, accuracy, reliability or suitability. Nothing contained in this document shall be deemed to constitute a financial, legal, tax or other advice of any kind and no information in this document shall constitute or deem to constitute a solicitation or an offer to purchase, or invest in, any financial products which are referred to on it.